



دوباره بنویس

مقدمه‌ای برای نوشتار (۲)


به کوشش: فهیمه سید ناصری

چاپ سوم

با استفاده از مایک وایتبرد




کتاب تخته سفید
(وایتبرد)
۵




هر خط را مانند نمونه ادامه دهید .


A large grid of 16 horizontal lines for handwriting practice. The grid is divided into four groups of four lines each. Each group contains a sample of a stroke with directional arrows and a blank space for practice.

- Group 1 (top): Shows a vertical line with a downward arrow and a horizontal line with a leftward arrow. The sample is on the second line from the top, and the practice space is on the third, fourth, and fifth lines.
- Group 2: Shows a vertical line with a downward arrow and a horizontal line with a leftward arrow. The sample is on the second line from the top, and the practice space is on the third, fourth, and fifth lines.
- Group 3: Shows a vertical line with a downward arrow and a horizontal line with a leftward arrow. The sample is on the second line from the top, and the practice space is on the third, fourth, and fifth lines.
- Group 4 (bottom): Shows a horizontal line with a leftward arrow and a small circle at the end. The sample is on the second line from the top, and the practice space is on the third, fourth, and fifth lines.



هر خط را مانند نمونه ادامه دهید .





هر خط را مانند نمونه ادامه دهید .

ر ر ر

ر

س س

س

س س

س س